

## Smoke Alarms

Smoke alarms are very important to make our home safe. We need to take care of them, to make sure they work properly.

Write all the information you know about looking after smoke alarms under each heading:

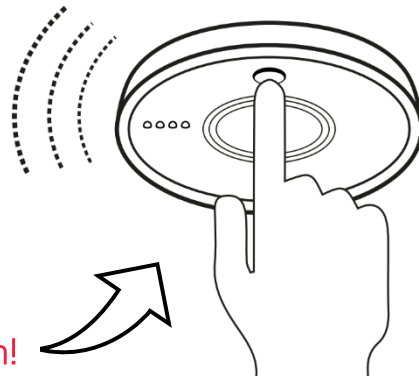
Testing

Cleaning

Battery

Job of Smoke Alarms

Position and how many



Colour me in!

## Firefighters

People who help us



## Home Fire Safety Workbook

Name: \_\_\_\_\_

## Firefighters Secret Code

Use the secret code to find out what the firefighter is saying.

A	B	C	D	E	F	G	H	I	J	K	L	M
1	2	3	4	5	6	7	8	9	10	11	12	13

N	O	P	Q	R	S	T	U	V	W	X	Y	Z
14	15	16	17	18	19	20	21	22	23	24	25	26

26 - 19	18 - 13	4 x 5

41 - 26	3 x 7	58 - 38

63 - 44	10 x 2	61 - 60	5 x 5

8 + 7	80 - 59	31 - 11


17 - 14	1 x 1	4 x 3	51 - 39

41 - 21	32 - 24	24 - 19

24 - 18	3 x 3	6 x 3	23 - 18

11 - 9	9 x 2	48 - 39	33 - 26	1 + 0	53 - 49	15 - 10

36 - 21	7 x 3	65 - 45




## Trapped in a Room

Draw a picture to show the different things you should do if you are trapped in a room, and it is not safe to leave.



Roll out of bed, keep low and crawl to the door.



Feel the door with the back of your hand. If it is hot, do **NOT** open the door.



Block the gap at the bottom of the door to stop smoke getting into the room.



Open the window and shout for help. Hang a sheet or clothing out.



If there is a phone in the room or you have a mobile, dial 999.



Wait by the window, keeping low.

## Home Fire Escape Plan

A home fire escape plan makes sure that you and your family know how to get out safely if the smoke alarm goes off. Complete the following sentences using the words in the box. Write the sentences in the correct order in between the rungs of the ladder.

Check the \_\_\_\_\_ with the \_\_\_\_\_ of your \_\_\_\_\_.

Arrange a \_\_\_\_\_ place outside.

When the alarm sounds \_\_\_\_\_ of bed.

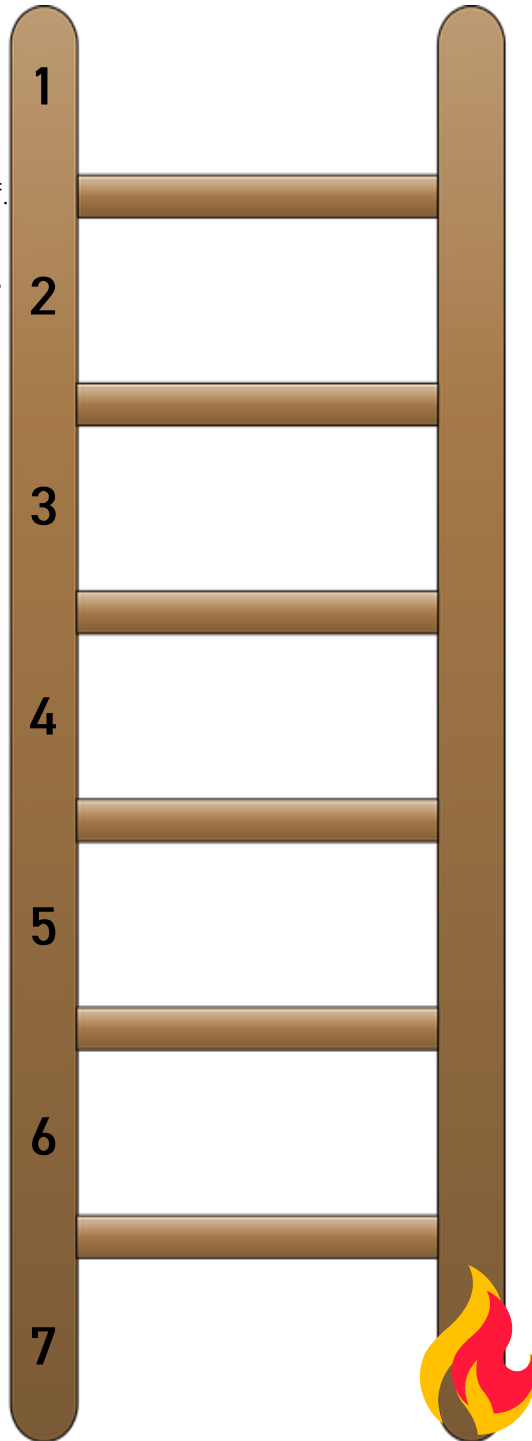
Go out of the house by the \_\_\_\_\_ and \_\_\_\_\_.

Keep \_\_\_\_\_ and \_\_\_\_\_ to the door.

Get \_\_\_\_\_ out and \_\_\_\_\_.

If the door feels \_\_\_\_\_, open and \_\_\_\_\_.

QUICKEST	OUT	OUT	999
MEETING	EXIT	ROLL	DOOR
SAFEST	LOW	STAY	CRAWL
HAND	BACK	COOL	PHONE
CHECK			



## How Do Fires Start

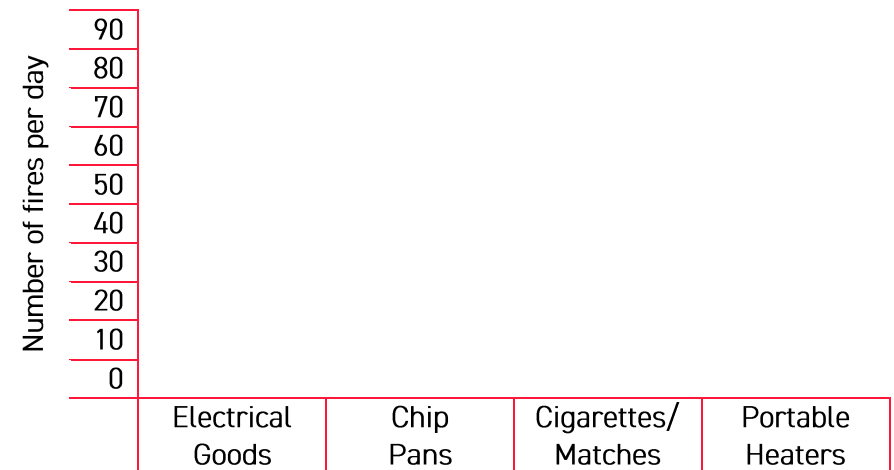
Firefighters sometimes say that the three main causes of fires in the home are men, women, and children!

This is because a lot of fires in the home start due to people being careless.

### Main causes of fire in the home

Causes of fire	Number of fires a day
Electrical goods	26
Chip pans	44
Cigarettes and Matches	27
Electrical faults	77
Portable Heaters	9

Draw a bar chart to display this information.



Causes of fire

# Be a Fire Detective 🔍

Match up the causes of fire with the acts of carelessness below. The first one has been done for you.



**CAUSE OF FIRE**

Electrical goods and faults

**ACT OF CARELESSNESS**

Leaving a box of them around for children to play with



Chip pan and hot oil pans

Leaving it unattended



Cigarettes and matches

Putting clothes in front of this to dry



Portable heaters

Using a phone charger, Xbox and hairdryer all plugged into the same socket.

Emptying an ashtray into a wastepaper bin

## Your Fire Action Plan

Some fires in the home would not happen if everyone had a fire action plan. Making a plan also makes sure that you and everyone at home would know how to get out safely if there was a fire.

## Fire Action Wordsearch

Q	E	W	I	N	D	O	W	C	T
E	C	G	M	C	R	Z	L	R	O
S	I	Y	P	L	A	N	F	A	S
C	T	D	N	K	Q	V	I	W	A
A	C	Z	O	A	E	H	R	L	F
P	A	I	S	O	G	Y	E	L	E
E	R	W	A	J	R	V	P	O	H
O	P	T	E	X	I	T	A	W	K
E	L	E	C	T	R	I	C	A	L
M	R	A	L	A	E	K	O	M	S

CRAWL LOW	KEY	DOOR	PLAN
ELECTRICAL	ESCAPE	SAFE	EXIT
SMOKE ALARM	FIRE	WINDOW	PRACTICE