


## What would you do?

Tick the correct answer and then colour in the picture.




If your clothes caught fire, would you?

- a) Fetch water
- b) Stop, drop and roll
- c) Watch TV



If you found matches, would you?

- a) Do not touch them and ask an adult to put them away somewhere safe
- b) Play with them
- c) Hide them



If the room was full of smoke, would you?

- a) Jump out of a window
- b) Go back to bed
- c) Crawl under the smoke



If you went to a bonfire party, would you?

- a) Hold a firework
- b) Stand well back
- c) Run near the fire



## Firefighters

People who help us

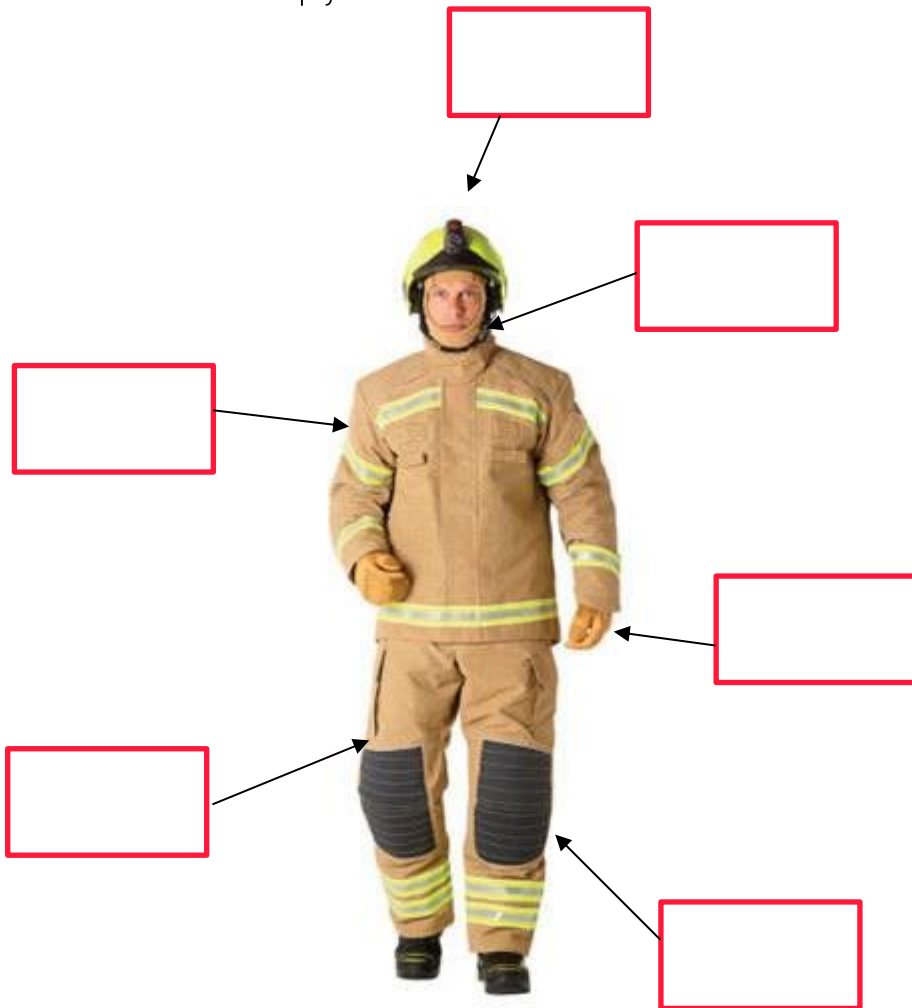


## Personal Fire Safety Workbook

Name: \_\_\_\_\_

## A Firefighters Uniform

Write the correct name for each part of the fire kit in the empty boxes.  
Use the words below to help you.



- Gloves
- Boots
- Tunic
- Leggings
- Helmet
- Flash Hood

## Find the Fire Words

1) Can find the words below in the wordsearch

Q	W	E	R	D	A	N	G	E	R
E	F	L	A	M	E	S	T	Y	U
N	I	P	A	O	T	M	G	R	B
G	R	X	C	D	H	O	S	E	Z
I	E	S	H	S	D	K	L	S	Y
N	W	A	R	I	K	E	O	C	T
E	Q	L	G	R	B	M	R	U	T
R	W	A	T	E	R	V	T	E	M
G	H	R	I	N	P	R	X	O	B
A	T	M	R	U	I	I	S	X	H

- SMOKE  
ALARM  
SIREN
- HOSE  
LADDER  
HOT
- FLAMES  
RESCUE  
ENGINE
- DANGERS  
WATER  
FIRE

2) Put the words in alphabetical order.

1)	7)
2)	8)
3)	9)
4)	10)
5)	11)
6)	12)

999

Help the fire engine reach the house. It can only move into squares that equal 9. The squares must be touching. Colour in the route.



6+3	4+4	2+4	8+1	7+2	4+5
10+0	9+1	1+8	3+6	6+1	0+7
6+4	3+8	5+4	8+0	2+7	1+5
6+3	2+7	9+0	4+3	6+0	8+2
4+5	7+3	3+5	2+5	1+7	8+1



### Magic Numbers

		5
	3	
1		

Can you complete the magic square? Each line must add up to 9. Only use 1, 3 and 5.

	3	

Can you make up your own magic squares with the lines adding up to 9? You can only use 2, 3 and 4.

### Stop, Drop and Roll

If your clothing catches fire, remember...

Three illustrations are shown vertically. The top illustration shows a man with a speech bubble next to him. The middle illustration shows a man crawling on the floor. The bottom illustration shows a man rolling on the floor. To the right of each illustration are several horizontal lines for writing.

Put the word **STOP**, **DROP** and **ROLL** in the speech bubbles.

Write the following sentences next to the correct picture.

- Cover your face with your hands and roll over. This will put out the flames
- Don't run. It will make the fire worse.
- Get down on the floor.

## Crawl Low in Smoke



In a room full of smoke, you must stay low and crawl.

Can you write about the person in the picture?

Use the words below to help you.

AIR	CRAWL	FLOOR	HANDS
HOT	KNEES	SMOKE	UNDER

1. \_\_\_\_\_  
 \_\_\_\_\_

2. \_\_\_\_\_  
 \_\_\_\_\_

3. \_\_\_\_\_  
 \_\_\_\_\_

4. \_\_\_\_\_  
 \_\_\_\_\_

## Smoke Alarms

Do you know the importance of having a working smoke alarm?

1) Fill in the vowels to complete the words in sentences.

Sm \_ k \_ \_ l \_ rms h \_ lp t \_ k \_ \_ p  
 \_ s s \_ f \_ .

Sm \_ k \_ \_ l \_ rms m \_ k \_ \_ v \_ ry  
 l \_ \_ dn \_ \_ s \_ \_ f th \_ r \_ \_ s sm \_ k \_  
 \_ r f \_ r \_ .

2) Count the number of smoke alarms in each box. Add up the numbers for each row and write the answer in the empty box.

	+		=	<input type="text"/>
	+		=	<input type="text"/>
	+		=	<input type="text"/>

3) Write out the numbers here \_ \_ \_ . How can this number help us?

---